


# HAEMOLANCE<sup>®</sup> Plus

## The safe retractable blood lancet



## Now automatic and with permanent retraction

With HAEMOLANCE Plus you can feel safe. The needle is hidden in the cartridge and retracts permanently after use. The built in special spring action provides a quick and comfortable method for a blood sample.

HAEMOLANCE Plus has a practical ergonomic shape allowing for easy of use. Patients never see the needle, important for needle phobic patients.

HAEMOLANCE Plus is available in six different models: Paediatric (pink), Micro Flow (light blue), Low Flow (blue), Normal Flow (green), High Flow (yellow) and Max Flow (purple / Blade). Choose the colour that gives the required amount of blood.

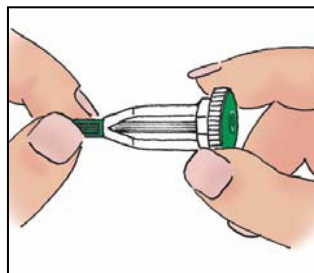
HAEMOLANCE Plus is ready to use, no assembly is necessary. Just twist off the protective cover, place lightly against the finger, and press the coloured button. The safest, quickest method to draw a capillary blood sample.



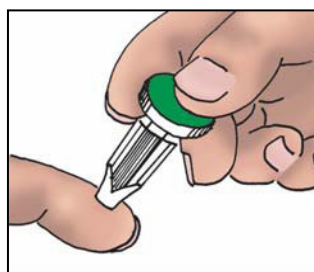
## Unique features and benefits

- The needle retracts permanently and automatically after use, protecting patient and health professional against accidental needle stick injuries and cross contamination.
- HAEMOLANCE Plus can not be reloaded or reused.
- The built in special spring action provides a quick and comfortable puncture.
- The needle is never visible reducing the patient's apprehension to blood sampling procedures.
- HAEMOLANCE Plus saves time. It is quick and simple to use and requires little instruction.
- The ergonomic shape and grip makes the lancet easy to handle.
- Built-in needle depth control gives uniform and accurate sampling results every time. More comfortable for the patient.
- HAEMOLANCE Plus is available in six sizes (paediatric, micro, low, normal, high and max flow) for each specific test.
- HAEMOLANCE Plus is a sterile single use product for optimal safety for both patient and health professional.

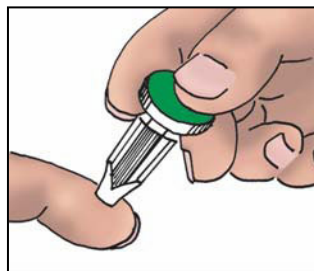
## How to use HAEMOLANCE Plus



1. To remove the protective cover, turn and twist in one movement (a full turn).




2. Place the lancet against the side of the fingertip, between the fingers with the thumb on the button. Press.



3. After use dispose of HAEMOLANCE Plus in appropriate safe manner. It is possible that the empty HAEMOLANCE box can be used for disposal based on local regulations, please verify before doing so.

## Packaging

Delivered in a practical plastic box with clear instructions.



Available in boxes of 50, 150 or 4000.

Distributed by

**Point of Care Services Ltd**

The Old Dairy  
New Hall Farm  
Bury Road  
Lawshall

Suffolk IP29 4SG

Tel: 01284 830876 Fax: 01284 830286

E-mail: [mail@poc-services.co.uk](mailto:mail@poc-services.co.uk) Web: [www.poc-services.co.uk](http://www.poc-services.co.uk)

## TIPS!

- The health professional or non patient activates and controls the lancet. Place the lancet between the finger (see fig 2) and press the button with the thumb.
- The HAEMOLANCE plus should rest gently against the patients finger. For those with thicker skin the lancet can be pressed harder against the finger.
- The puncture point is shown by the marks along the lancet. Puncture depth is 1.8mm for all models. Choose blue, green or yellow depending on how much blood is needed.
- HAEMOLANCE can be used to puncture the ear lobe.

O0413